

cu_cucine

British Modern Kitchens

kitchens / bedrooms / bathrooms + home living design

36 Couching Street, Watlington, Oxfordshire, OX49 5QQ
sales@cucucine.co.uk | 01491 614646

cucucine.co.uk

DESIGNED FOR MODERN LIVING

Combining real craftsmanship, expert knowledge and the latest designs and manufacturing innovations, our modern kitchen collection reflects all of today's best kitchen trends.

Stylish and superiorly built, our kitchens incorporate innovative storage solutions and offer a wide range of configuration options, making them the perfect and flexible choice for your home and life.






TRENDS & DESIGN

Looking for cutting edge features and bold designs to make your kitchen stand out? Or something sleek and simple? Here, our three style boards demonstrate the latest colour and product combination trends.

Pink tones and shimmering finishes can highlight the smoothness of handleless designs, while dark backdrops such as Foundry Black Steel blend perfectly with brass and organic tones for a truly standout effect.



Pair pinks and shimmering finishes with handleless designs for a charming and fresh look.



Introduce warmth by combining deep reds and coppers with greys and organic tones such as oak and stone.

Dark backdrops such as the Foundry Black Steel when mixed with bold hints of brass and organic tones can make for a truly standout design.





HOW TO CREATE A COLOUR SCHEME

Layout and lighting

The size of your room and the lighting available will dictate which colours will work best within it. For example, using dark shades in a small room that only has limited lighting, (particularly from natural sources), will give a gloomy impression overall.

Whereas, using lighter tones in areas where there are wall cabinets will add a sense of contrast while helping to give the room a brighter feeling. In general, larger, well-lit rooms give the greatest scope when it comes to experimenting with colour.

Neutral colours

Neutrals are an excellent choice where space is at a premium as they can make a room seem lighter and larger. Using a single shade throughout or mixing similar tones together can create a clean and classic look.

Contrasting colours

Neutral shades can also be used to offset contrasting shades, and using hues that are opposite in colour or tone can help to divide a space into different areas or to create an interesting focal point.

Bold colours

Bringing bold colours into a room can help to add impact and energy. Strong tones are a good way to highlight features such as shelving, islands and freestanding units. However, care is needed to ensure the bold shades used add punch to the overall scheme, rather than dominate it.

Try a sample

As colours can look different depending on lighting conditions, we highly recommend you request a sample door before finalising your choice and ordering your kitchen.



BESPOKE MATT FINISHES

These symbols indicate that a design is available in a choice of bespoke matt painted finishes or a RAL matched colour. The full range of bespoke colours is shown overleaf.

Bespoke paint colours

Our carefully selected palette features 28 of the most beautiful colours, including two new shimmering finishes; Rose Gold and Gold Dust.

RAL colours

Where your preferred colour is not available within our range of bespoke paint finishes, we may be able to reproduce exactly what you are looking for through our RAL colour-matching service.



BESPOKE FOUNDRY, GLOSS AND METALLIC FINISHES

These symbols denote that a kitchen is available in a bespoke foundry, gloss or metallic finish. The full range of colours are shown overleaf.

From the bold and adventurous to the subtle and muted, we offer a range of 16 gloss and 3 metallic finishes from across the colour wheel.

Manufactured and painted in Italy to the highest quality, each gloss-finished design has a superior lustre and depth that is highly reflective and extremely durable, giving a glass-like appearance and adding a premium feel to any space.





Choosing the right colour is all down to your personal taste, and selecting a shade from our bespoke range will help you to create an altogether more unique and individual space.

BESPOKE COLOUR OPTIONS

In addition to a range of stock colour finishes, many of our fabulous designs are available in a choice of bespoke colours to bring a more personalised feel to your new kitchen and better reflect your particular tastes.





MATT PAINTED FINISHES

			
Graphite	Slate Grey	Ink Blue	Dark Blue
			
Paradise Blue	Steel Blue	Stone Blue	Duck Egg
			
Mineral	Eucalyptus	Forest Green	Luna
			
Winter Teal	Windsor	Light Grey	Savanna
			
Dusky Pink	Lilac	Sage	Mussel
			
Warm Grey	Dove Grey	Calico	Cream
			
Porcelain	White		



GLOSS FINISHES

		
Olive	Lake Como	Piazza Granite
		
Sorrento Orange	Dolce Vita	Italian Velvet
		
Verona Red	Twilight	



METALLIC FINISHES

		
Iridescent Moon	Pink Champagne	Shimmering Grey







SHIMMERING MATT FINISHES

	
Gold Dust	Rose Gold







FOUNDRY FINISHES

	
Tarnished Brass	Tarnished Copper
	
Black Steel	Charcoal



INDUSTRIAL LAMINATES

	
Oak*	Concrete*
	
Lava*	Rust*

Please note The colours shown here are a digitally printed representation of our paint colours and are as accurate as the printing process allows. Colour has the ability to look very different depending on the light source. For this reason we highly recommend that you request a sample door before you commit to an order.

The Torberry range is only available in matt finishes.

*Edged laminated product.







COSDON RANGE

Cutting edge Italian painted textured detailing, combined with gloss and matt finishes and true handleless doors and drawers make Cosdon a truly exciting range.





Keep it minimal with a true handleless design. Shown here in Gloss Savanna.







Painted in our luxurious bespoke colour Shimmering Rose Gold, the handleless rail system and island twinkle as light passes over their surface.







(left) Porcelain Matt paired with Rose Gold. (above) Use oak dovetailed drawer boxes to contrast with the contemporary kitchen design. A simple touch which we feels gives it a homely look.



Featured here in White and Paradise Blue, the kitchen cabinetry is clean lined and minimal. White painted matt doors amplify the feeling of light and space, while the island in Paradise Blue adds a pop of colour.







(left) The handle-less rail profile painted in Paradise Blue contrasts with the white and echoes the colour used on the island. (above) Decorative and practical, the oak shelving adds a visual interest while keeping convenient items within reach.

TORBERRY RANGE

Thoughtfully designed and highly desirable, Torberry's recessed centre panel on the doors and drawers gives the design a frame-like appearance. It's a detail that adds real depth to the Torberry, highlighting the smooth, modern matt-painted finish.









Be clever with reflected light and add interest with glass doors and splash backs. See pages 78-79 and 82-83 for our frame and glass door options.



Featured here in Slate Grey and Mineral from our bespoke colours, which are perfect for creating a light and airy space.





Torberry's soft frame gives the design a unique and distinctive look.

(below) Using matching colours on wall units and the island back panel help to link different zones of the kitchen. (right) Coloured shelves give extra storage and add visual interest. Featured handles: Slim (Ha129)





Nordic charm blends with modern design. The simple palette of concrete, oak and the bespoke finish Graphite makes for a sleek and minimal design.







(left) The exposed oak drawers create visual contrast and introduce warm tones to the kitchen. (above) Achieve a sleek look with radius end posts that add a gentle curve to the end of the cabinets. Featured handles: Brass Edge (Ha212)



ACONBURY RANGE

The simple aesthetics of Aconbury are ideal for those who want a pure and streamlined look. The sense of clean, uncomplicated design is continued by the way the handles are incorporated within the doors. To take it to another level, the Aconbury can be combined with the Welford Gloss range.







Featured here in Winter Teal and Graphite opposite and below, this colour combination creates a really sophisticated, modern look.







Featured here in a cool pairing of Luna and Porcelain, the matt doors are also available in stocked colours of Mid Grey, Silver Grey and Savanna, as well as a wide assortment of bespoke colours to make the kitchen truly your own.

Featured here in Luna, the Aconbury door incorporates a handle into the 22mm thick door for a totally streamlined look.





Go for a bold look with bespoke Graphite and Foundry Tarnished Copper, combined with softer tones such as Silver Grey, results in a striking but well-balanced arrangement.





(below) To keep the effect going, extend the style, material and colours of your kitchen to other rooms and items of furniture. (top right) Add strip lighting under cupboard space. (bottom right) End corner posts continue the top handle groove, giving the island a smooth, linear design. They are available square or curved.





WELFORD RANGE

Balancing clean, flowing lines with gently rounded edges, the Welford range is perfectly optimised for any kind of kitchen. For something altogether different, the Welford is also available in both bespoke gloss and bespoke matt painted finishes.



Featured here units are displayed here in Gloss White from our standard range. We've made a feature of the island by pairing Trivi Blue from our bespoke gloss range.







(left) Our Italian painted doors ensure that a deep glossy level is achieved.
(above) Hidden handles help to make for a completely contemporary look, and the Welford gives you the freedom to experiment with colours and combinations.

Featured in Graphite and Savanna, this Welford kitchen has been designed with multi-functionality in mind. Tall larders and bi-folding wall units increase storage and maximise space while a rounded island serves as the main food prep area and seating for the dining table.





(below) A specially designed handle indicates the end of the run, adding a unique feature to the design. (right) The smooth rounded island makes use of both curved doors and radius posts.









The cabinetry in this kitchen is predominantly painted in Grey, with Willow featured on the island.





Pairing White with Sky Blue in this design ensured for a light and bright space that would feel open and airy any the time of year.



FRAMES

Aluminium frames are the perfect complement to cabinets, lending a solid, gorgeous detail to the outlines of the doors. Available in Silver, Copper and Matt Black colours, and suited to any of our contemporary kitchen ranges.





Featured here Colour-matched handles are also available for the frames, as shown.





Featured here Torberry in Graphite with the Copper glazed frames.

Need Samples?

Contact our showroom for more information

kitchens / bedrooms / bathrooms + home living design

36 Couching Street, Watlington, Oxfordshire, OX49 5QQ
sales@cucucine.co.uk | 01491 614646

cucucine.co.uk
